

Impact of Tariffs on Three South Florida Ports



Data-driven
storytelling,
made simple.

USTRADENUMBERS.COM

Presentation to World Trade Center Miami
December 4, 2024
By WorldCity President Ken Roberts

Data-driven
storytelling,
made simple.

USTRADENUMBERS.COM



About WorldCity / ustradenumbers.com

Each month, WorldCity uploads tens of thousands of pages of export-import data to ustradenumbers.com, including for clients such as LAX, DFW, MIA, IAH, the Port of Los Angeles, Port Everglades, Port Manatee, Port Hueneme and Port Laredo.

WorldCity also produces annual port- and industry-specific TradeNumbers publications; creates customized and personalized animated videos; helps partners create events; and provides historical trade data on all U.S. export and import commodities, U.S. trade partners, and U.S. airports, seaports and border crossings.

About Ken Roberts

Founder and CEO of WorldCity, the Miami-based media company that created and hosts the ustradenumbers.com website.

Forbes.com columnist on international trade for more than seven years.

Served as member of the 12-person Federal Reserve Board's Trade and Transportation Advisory Board for two, three-year terms, the maximum.



Go to [Slido.com](https://www.slido.com)

Enter 2659870

Data-driven
storytelling,
made simple.

USTRADENUMBERS.COM



slido

Please download and install the Slido app on all computers you use



What impact would new tariffs on Canada and Mexico and increased tariffs on China have on Miami International Airport, PortMiami and Port Everglades?

① Start presenting to display the poll results on this slide.

slido

Please download and install the Slido app on all computers you use



Which of the three has the greatest percentage of its trade with China?

① Start presenting to display the poll results on this slide.

slido

Please download and install the Slido app on all computers you use



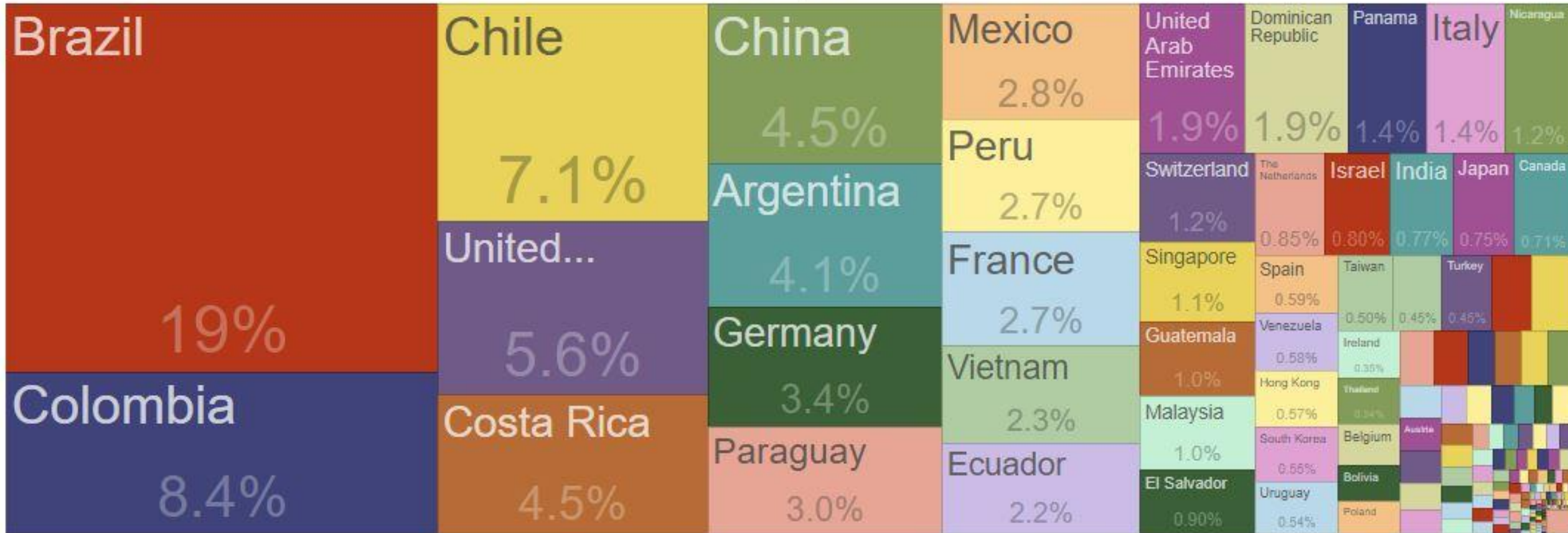
What local export-import industry stands to be most affected by tariffs on Brazil, Canada and Mexico?

① Start presenting to display the poll results on this slide.

YTD, China at 4.5%, Mexico at 2.8%, Canada at 0.71%

MIA Trade: Five of Top Seven in 'Region'


MIAMI INTERNATIONAL AIRPORT: TRADE PARTNERS
TOTAL: \$59.9B



Date Range: 2023

Value or Tonnage:

IMPORTS FROM CHINA
TOTAL: \$2.35B



Date Range

Value or Tonnage

IMPORTS FROM MEXICO
TOTAL: \$791M

Returned Exports, Without Change

53%

Jewelry, Parts

11%

Aircraft Engines, Parts

9.2%

Fish, Fresh or...

3.9%

Scrap of Precious Metal

3.6%

Gold

3.0%

Fish Fillets, Chilled or Frozen

2.0%

Ceramic Lab Supplies

1.4%

Sweaters, Pullovers, Vests, Knit or Crochet

1.3%

Medical Instruments

1.2%

Paintings, Drawings and Other Artwork

0.99%

Coins

0.54%

Misc. Aircraft Parts

Printers, All Types, Parts

0.78%

Parts for Pharmacy...

0.48%

Live Plants

0.73%

Returned...

0.43%

Cell Phones, Reated...

0.63%

Ar...

0.41%

Paper...

Digital...

1-Shirt, Tank Top, Knit or...

Date Range

Month

Ytd

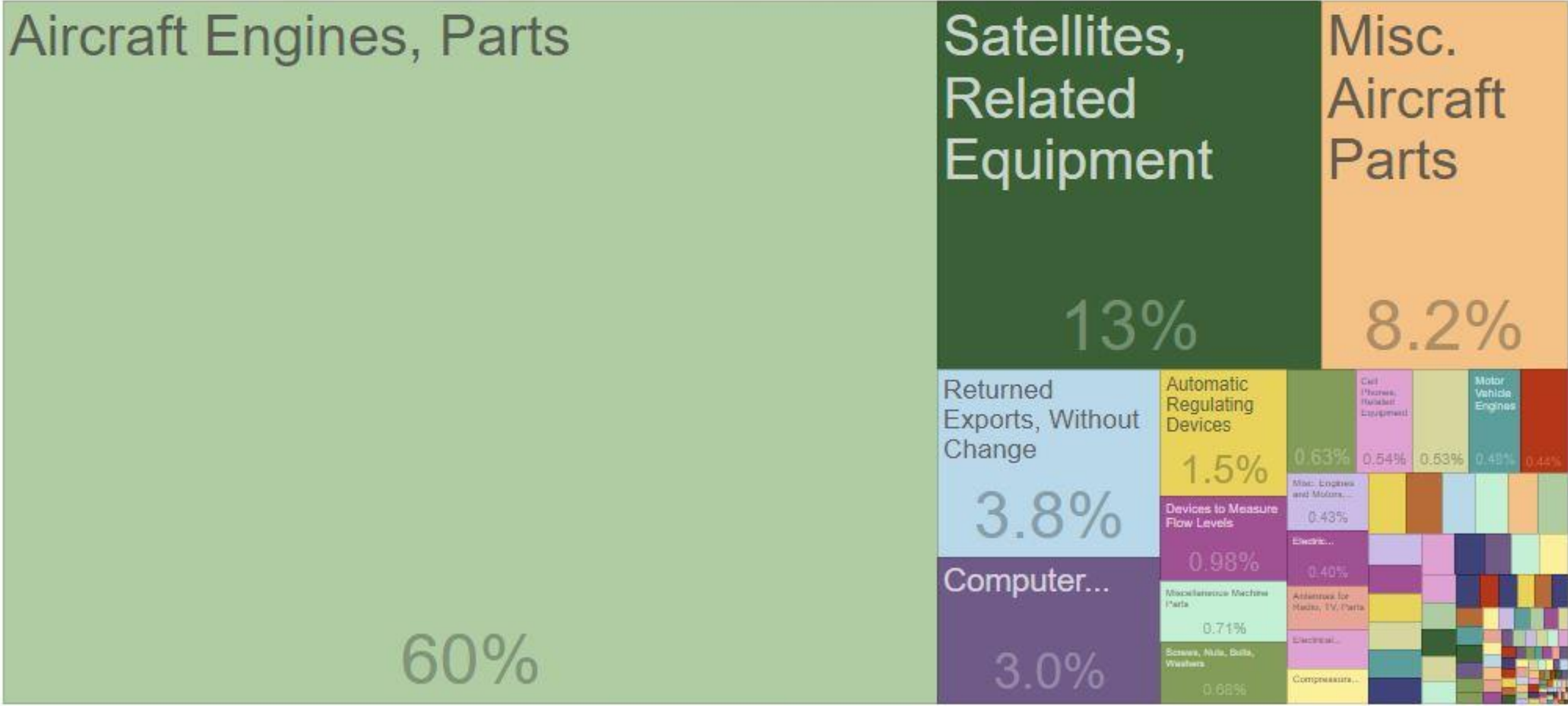
2023

Value or Tonnage

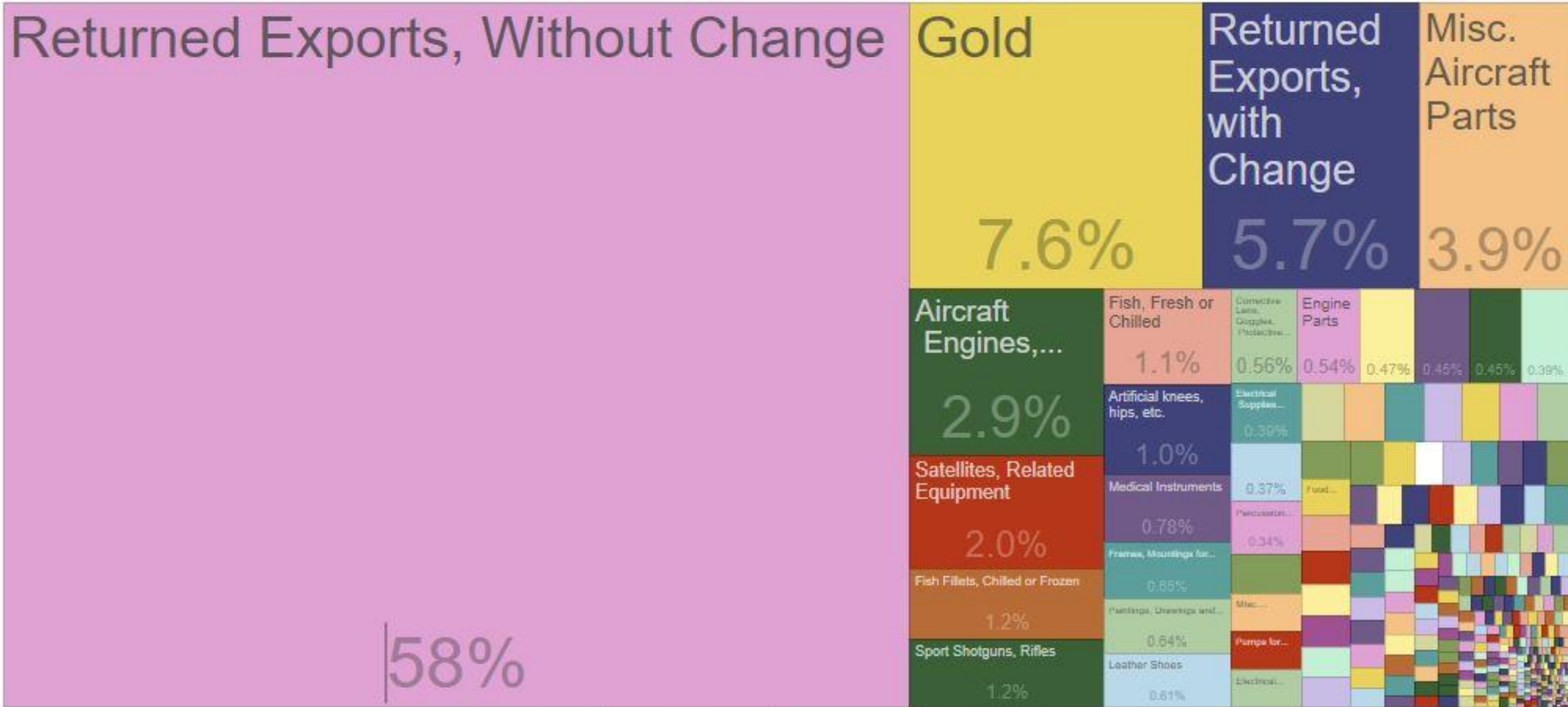
Value

Tonnage

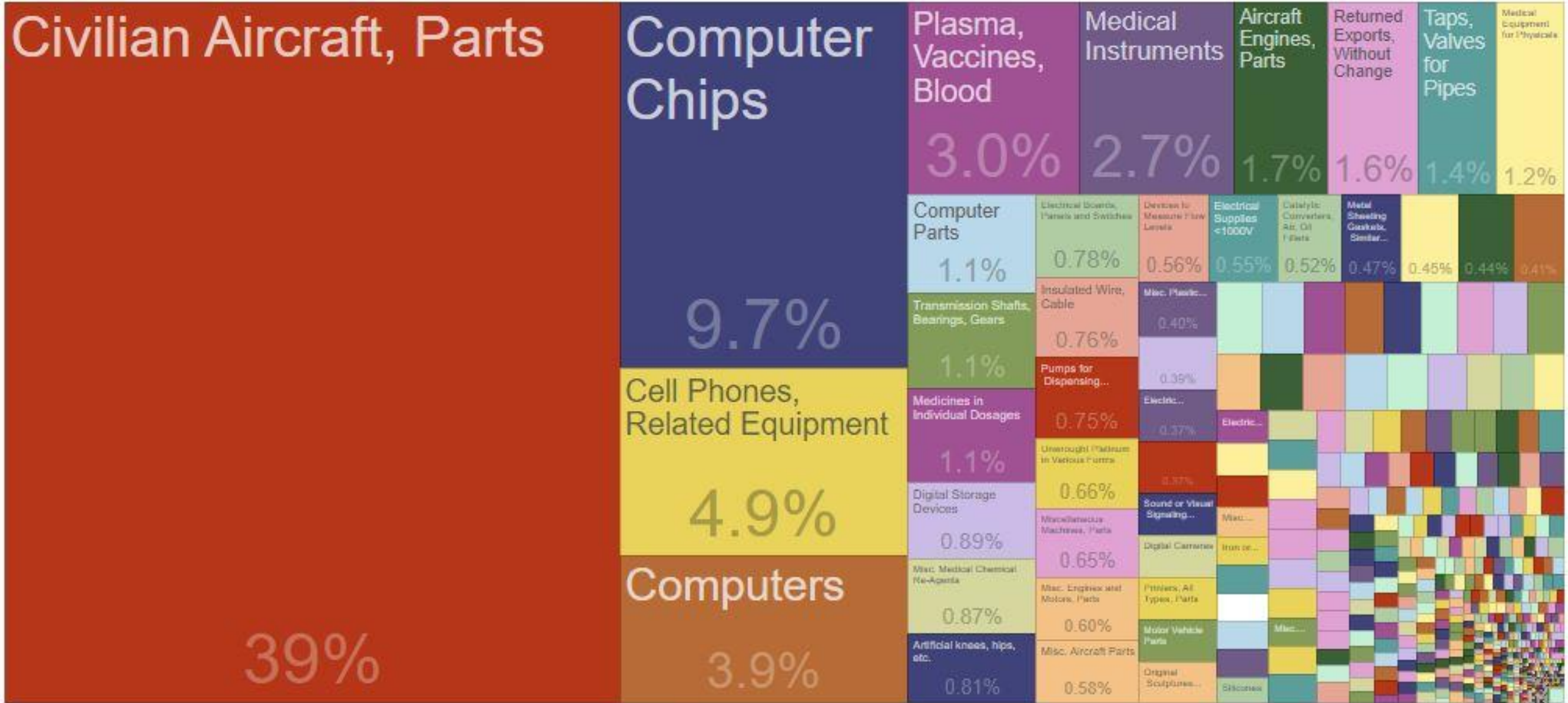
IMPORTS FROM CANADA
TOTAL: \$373M



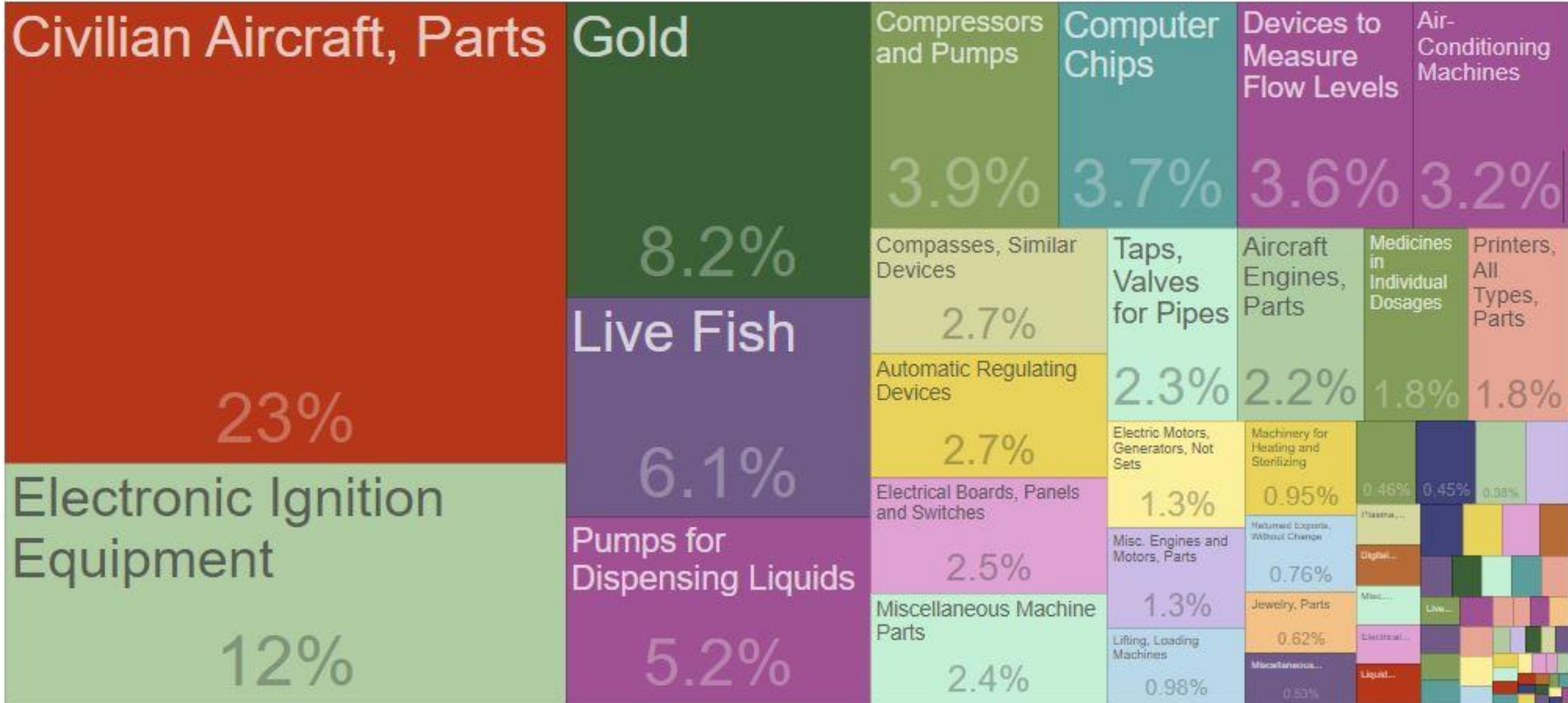
IMPORTS FROM BRAZIL
TOTAL: \$2.04B



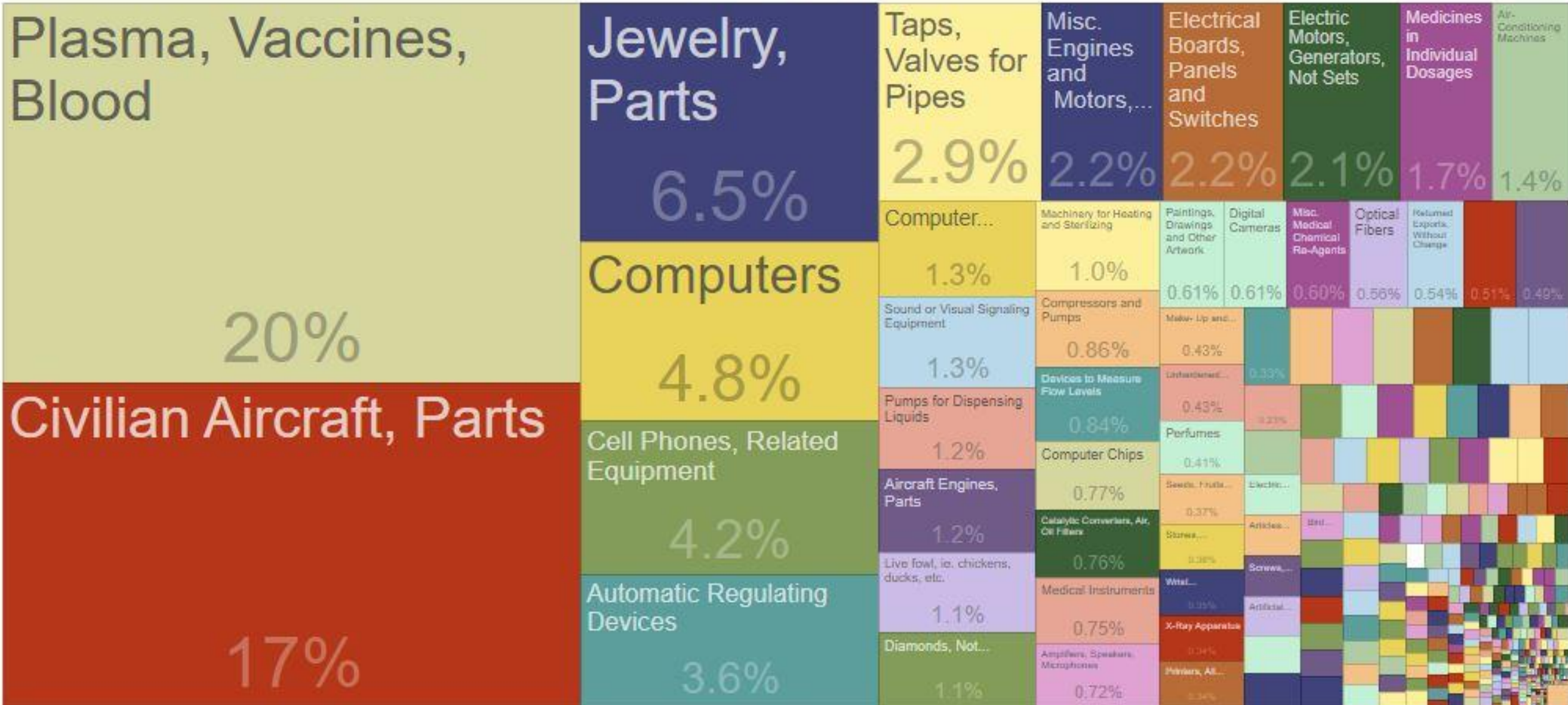
EXPORTS TO BRAZIL
TOTAL: \$9.42B



EXPORTS TO CANADA
TOTAL: \$51.3M



EXPORTS TO MEXICO
TOTAL: \$862M



IMPORTS FROM CHINA

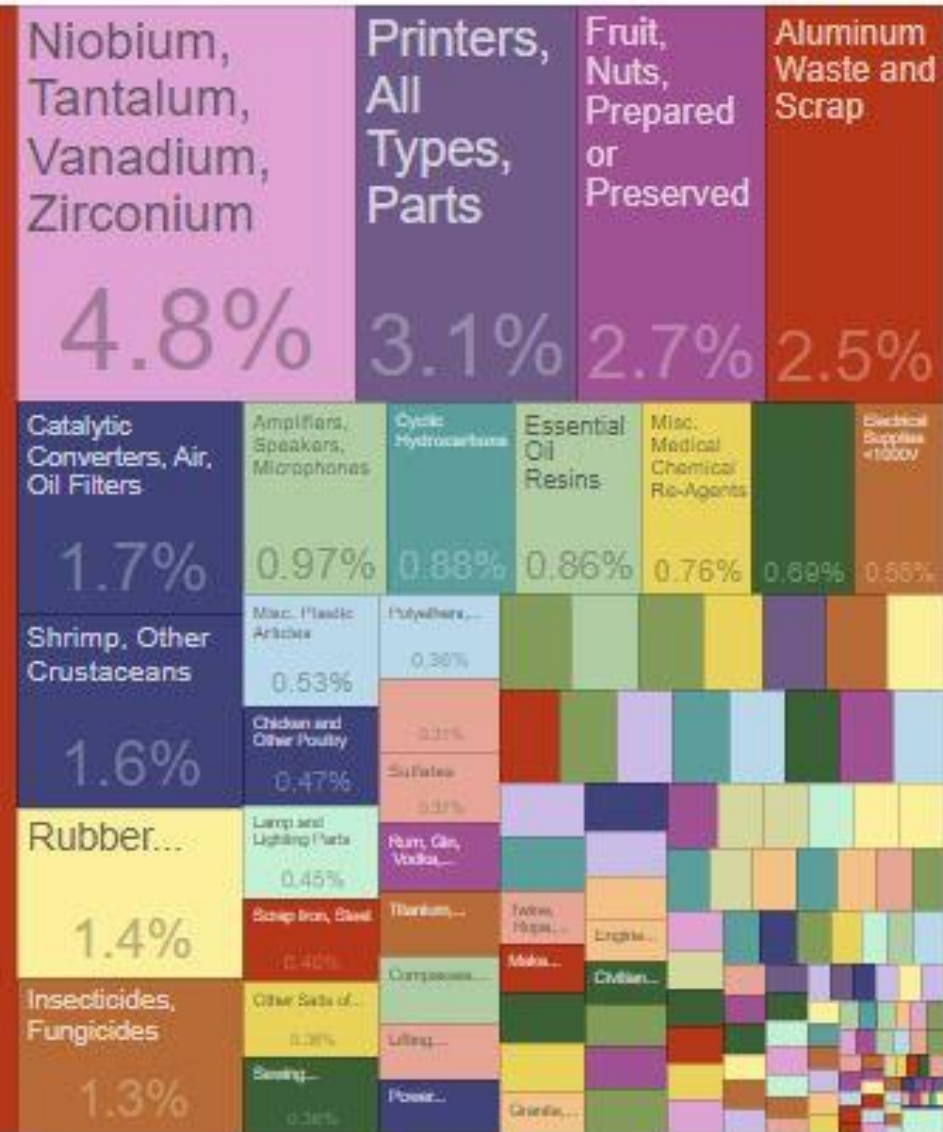
TOTAL: \$2.32B



EXPORTS TO CHINA
TOTAL: \$84.2M

Copper Waste and Scrap

63%



YTD: Mexico accounts for 1.4% of trade; China, 1.1% and Canada, 0.37%

Port Everglades: Top 15 in 'region'







PORT EVERGLADES: TRADE PARTNERS
TOTAL: \$20.6B



Date Range: Value or Tonnage:

Tariffs likely to have little direct impact

Bottom Line

Importance of local ports to ...			
% of YTD trade with the U.S.			
MIA	0.63%	0.26%	0.07%
PortMiami	0.56%	0.03%	0.01%
Port Everglades	0.05%	0.04%	0.01%
Importance of countries to local ports...			
% port trade with countries			
MIA	4.50%	2.80%	0.71%
PortMiami	11.00%	0.95%	0.16%
Port Everglades	1.10%	1.40%	0.37%

Contact information

kroberts@worldcityweb.com

[Forbes.com/Ken Roberts](https://forbes.com/Ken-Roberts)

LinkedIn

305-441-2244